

ATI* Youth Served

262

At-Risk Participants Served**

52

At-Risk Client Referrals Made**

89

*ATI refers to our Alternative to Incarceration program for justice-involved youth.

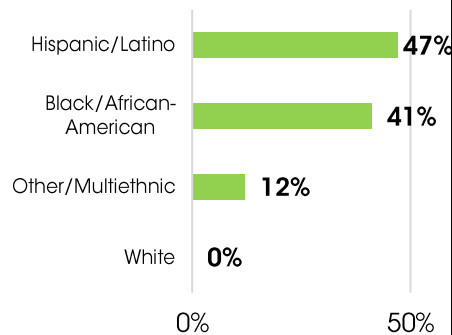
** At-risk participants are youth who are at-risk of involvement with the criminal justice system and who participated in prevention programs at AFJ's two community centers.

*** Youth who were referred to other agencies that were better suited to meet their needs.

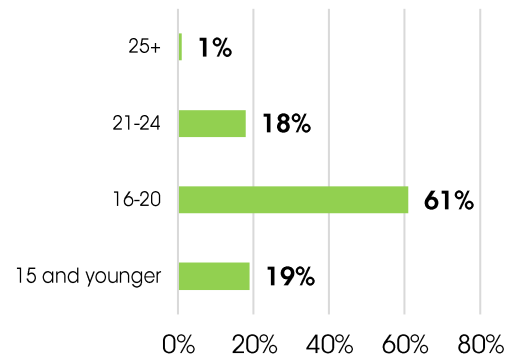
Total Participants Served in 2020

403

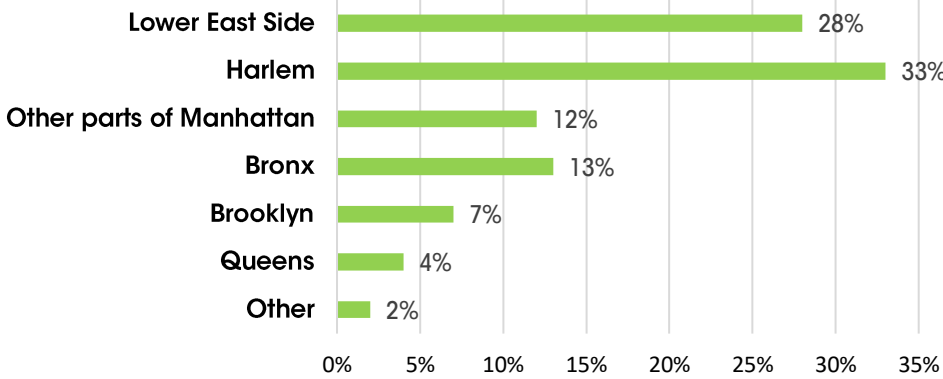
ATI Race/Ethnicity



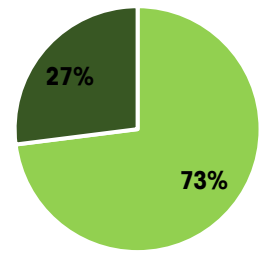
ATI Age Range



ATI Neighborhood/Borough

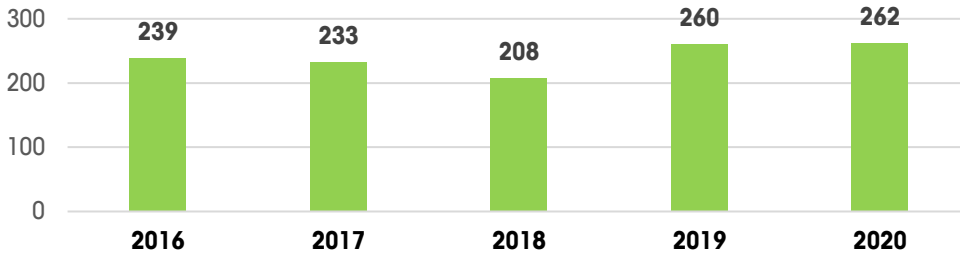


Gender (ATI Participants)

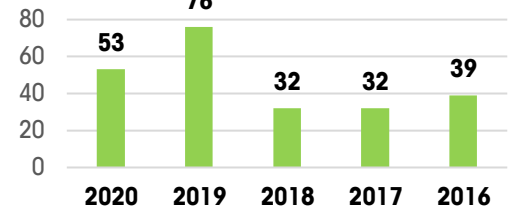


■ Male ■ Female

Number of ATI Participants



Number of New ATI Participants



Recidivism (ATI Participants)

No New Arrests*

90%

No New Convictions*

97%

No New Incarcerations*

97%

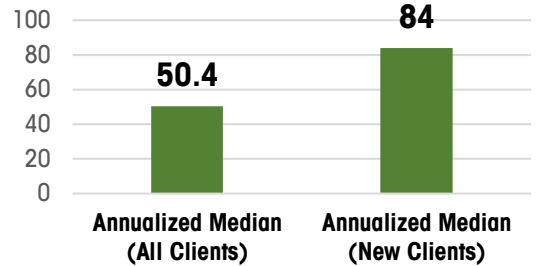
***Within three years of intake**

Intense Involvement

21,746

Number of Encounters Made (ATI Participants) by Youth Workers in FY2020

Frequency of Encounters

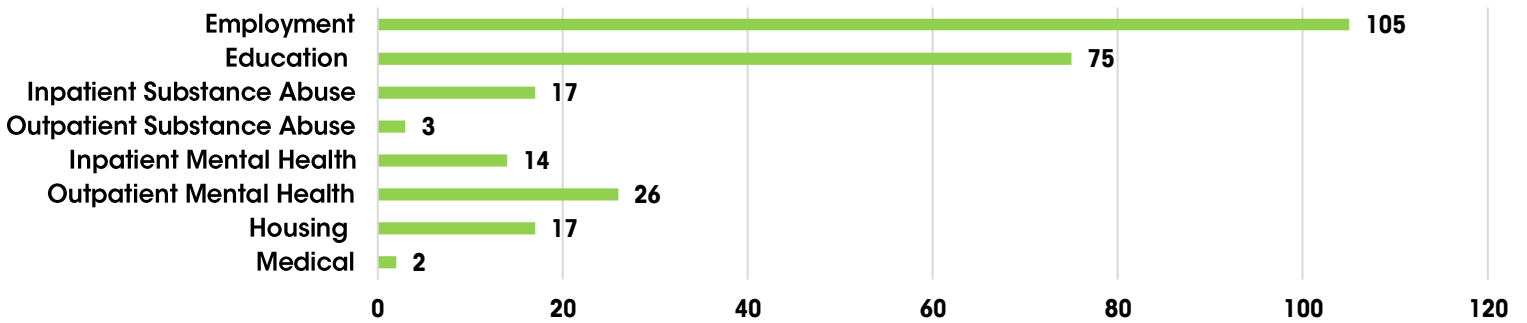


Referrals

71

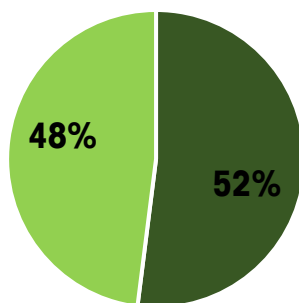
Number of ATI Participants Referred

Types of Referrals



Short Term Outcomes

Education/Employment Improvement (ATI Participants)



■ Improvement ■ No Change/Decline

82

Number of active ATI Participants who received GED/Diploma while with AFJ