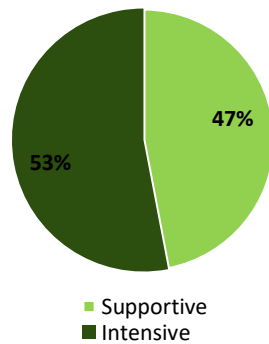


Demographics of AFJ Clients

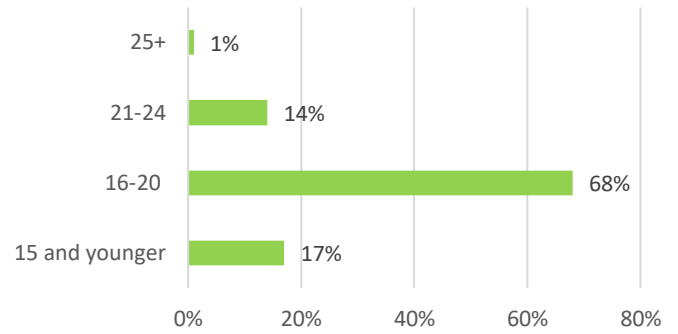
**260**

**Number of Clients Enrolled in AFJ**

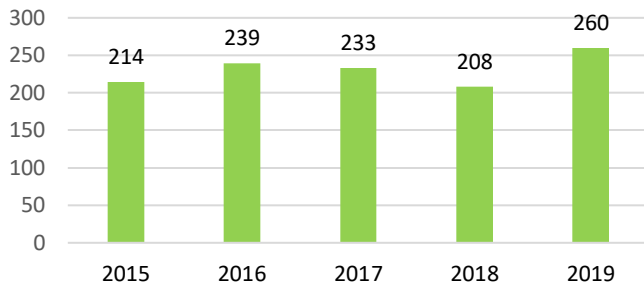
**Program Phase**



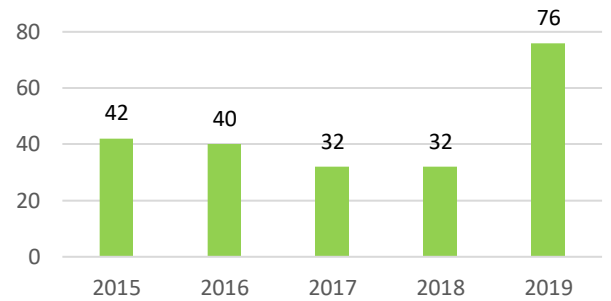
**Age Range**



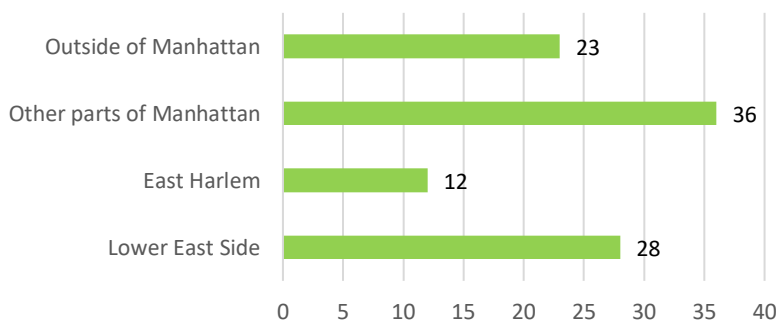
**Number of Clients**



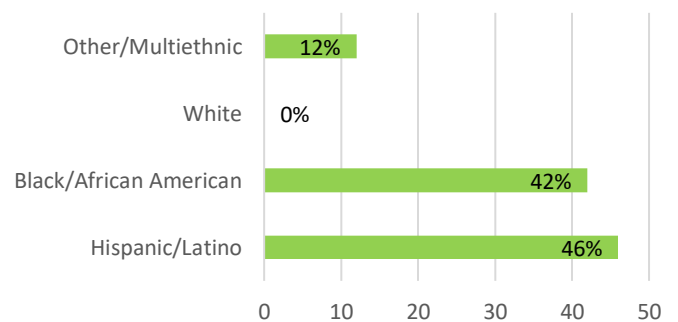
**Number of New Clients**



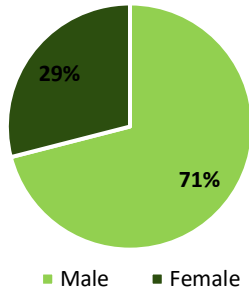
**Neighborhood**



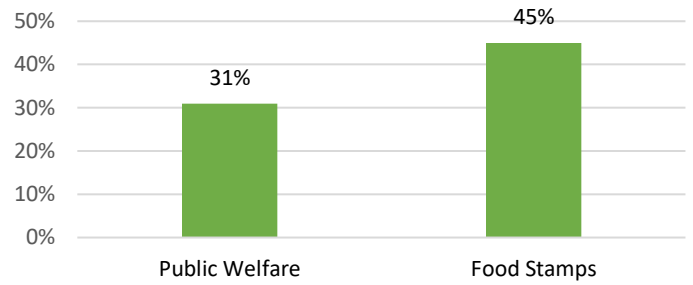
**Race/Ethnicity**



### Gender



### Economic Need

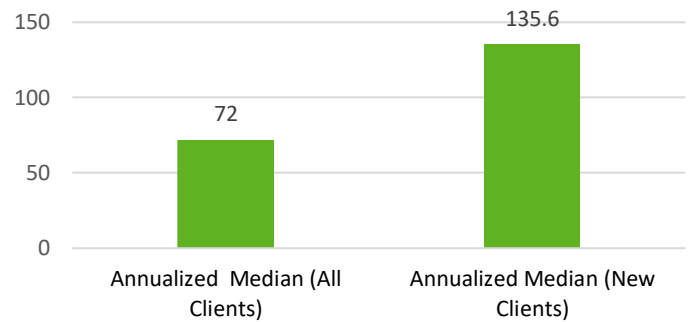


## Intense Involvement

# 25,462

Number of Encounters Made by Youth Workers in FY2019

### Frequency of Encounters

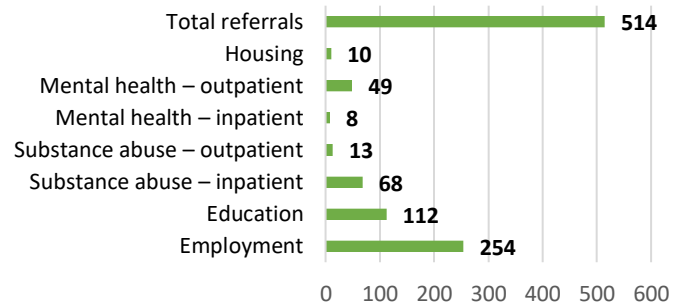


## Referrals

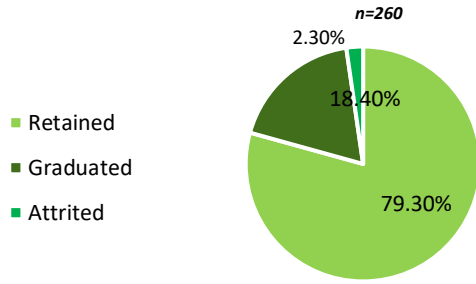
# 105

Number of Participants Referred

### Types of Referrals

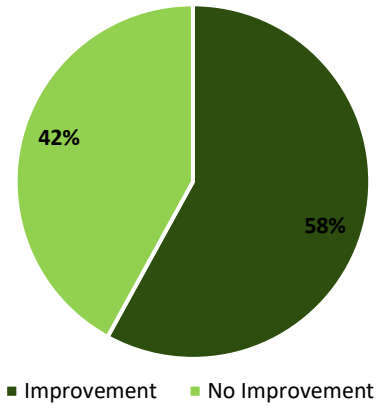


### Retention and Graduation

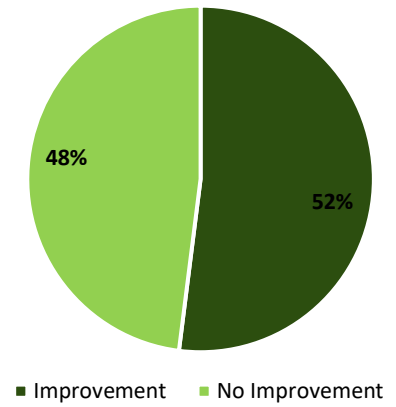


### Short Term Outcomes

#### Education



#### Education/Employment



54

Number of active clients who received GED/Diploma while with AFJ

## Recidivism

AFJ Re-Incarceration Rate

**4%\***

\*3 years after intake

NYC Probationers Re-Incarceration Rate

**33%\***

\* Division of Criminal Justice Services Office of Justice Research and Performance (March 1, 2018). *Probationer Felony Re-Arrest Rates Following Sentence to Probation*, <http://www.criminaljustice.ny.gov/crimnet/ojsa/probationer-rearrests.pdf>. Accessed August 2018.

No New Arrests\*

**91%**

No Convictions\*

**95%**

No New Incarcerations\*

**96%**

\*Within three years of intake