

ATI Youth Served

260

At-Risk Youth Intensive

163

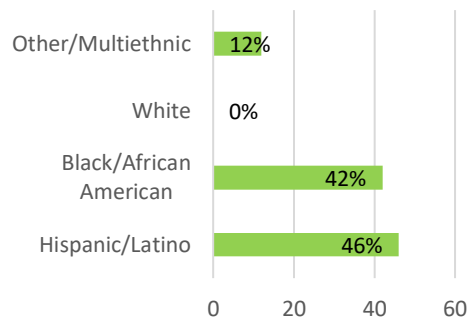
At-Risk Youth Short Term

199

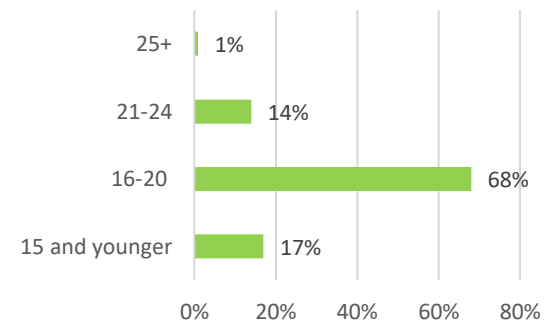
Total youth served in 2019

622

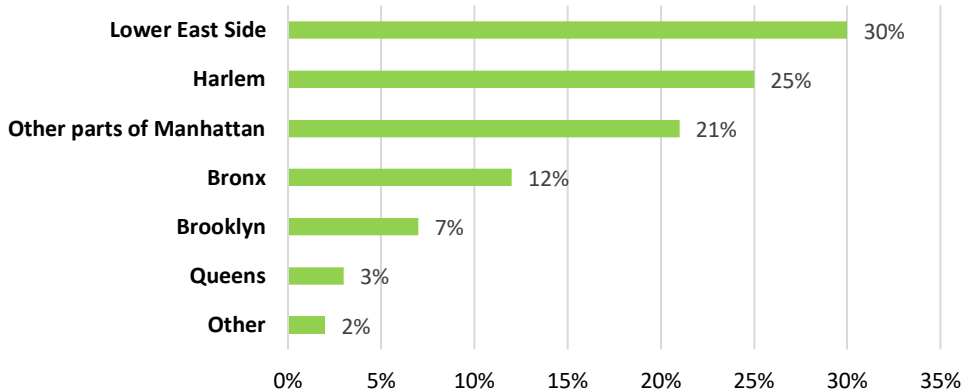
ATI Race/Ethnicity



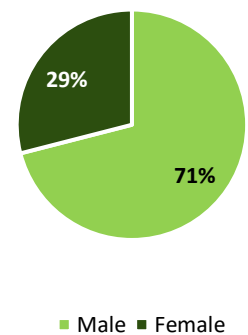
ATI Age Range



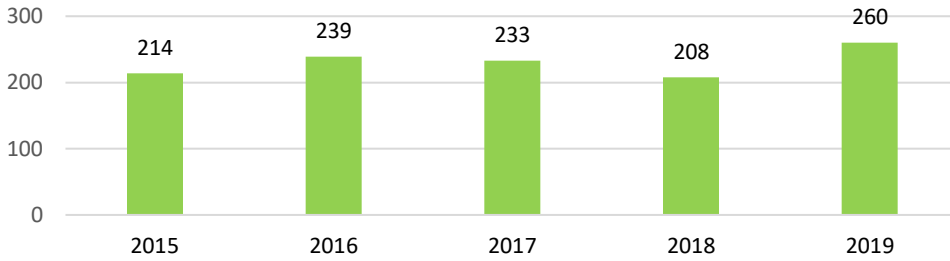
Neighborhood/Borough



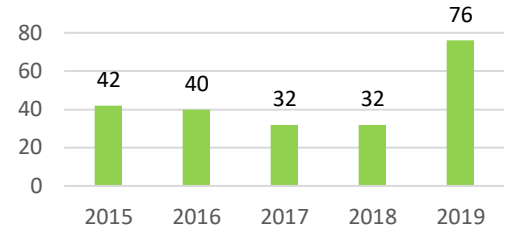
Gender



Number of ATI Clients



Number of New ATI Clients



Recidivism

AFJ Re-Incarceration Rate

4%*

*3 years after intake

NYC Probationers Re-Incarceration Rate

33%*

* Division of Criminal Justice Services Office of Justice Research and Performance (March 1, 2018).
Probationer Felony Re-Arrest Rates Following Sentence to Probation,
<http://www.criminaljustice.ny.gov/crimnet/ojsa/probationer-rearrests.pdf>. Accessed August 2018.

No New Arrests*

91%

No Convictions*

95%

No New Incarcerations*

96%

*Within three years of intake

100%

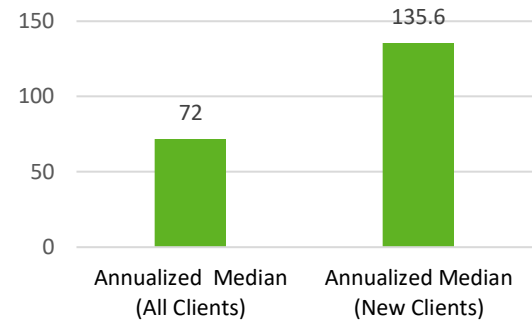
An independent 3-year follow-up study of our youth who graduated in 2014 showed 100% of these program graduates had no new convictions and no incarcerations, and just 2% of participants who did not graduate had new convictions or were incarcerated.

Intense Involvement

25,462

Number of Encounters Made by Youth Workers in FY2019

Frequency of Encounters

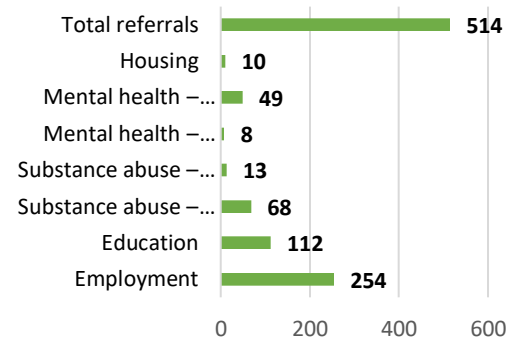


Referrals

105

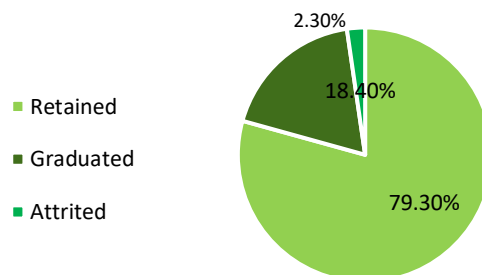
Number of Participants Referred

Types of Referrals



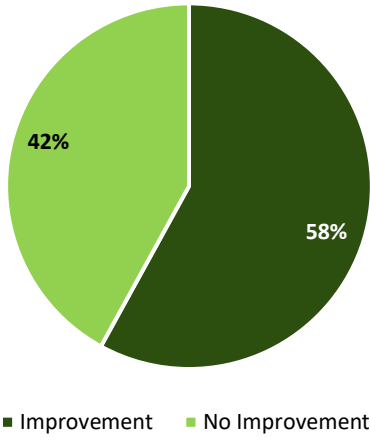
Retention and Graduation

n=260

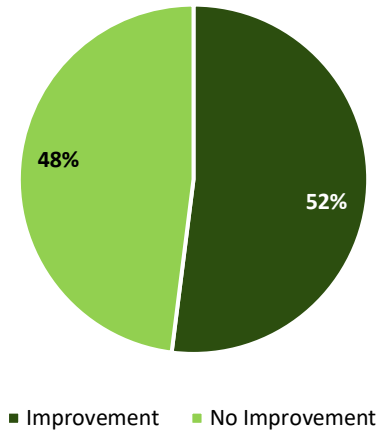


Short Term Outcomes

Education



Education/Employment



54

Number of active clients who received GED/Diploma while with AFJ